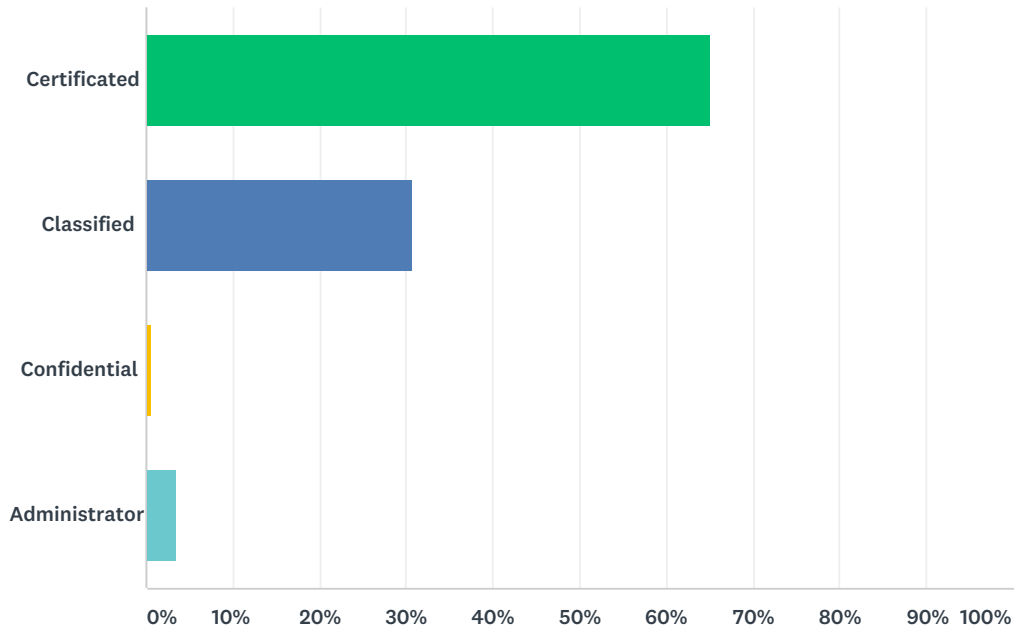


## Q1 What is your SMUHSD employment status?

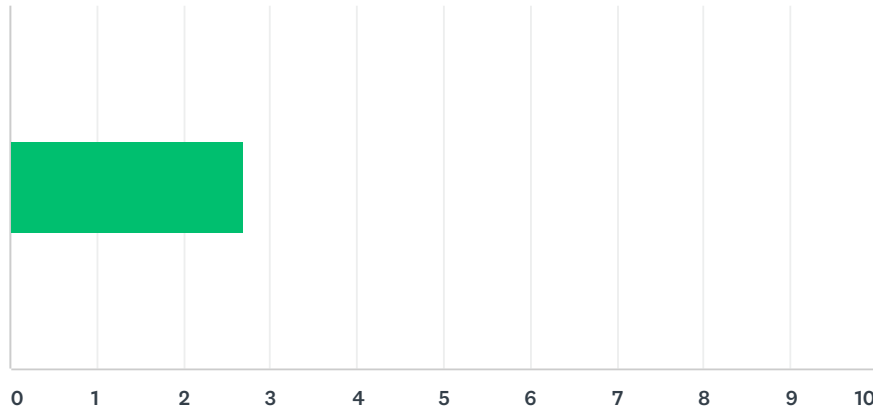
Answered: 502 Skipped: 1



ANSWER CHOICES	RESPONSES
Certificated	65.14% 327
Classified	30.68% 154
Confidential	0.60% 3
Administrator	3.59% 18
TOTAL	502

**Q2 How vulnerable do you feel that your rent might increase or that you may not have the option to renew your lease? (1= not vulnerable at all; 3 = somewhat vulnerable; 5=very vulnerable)**

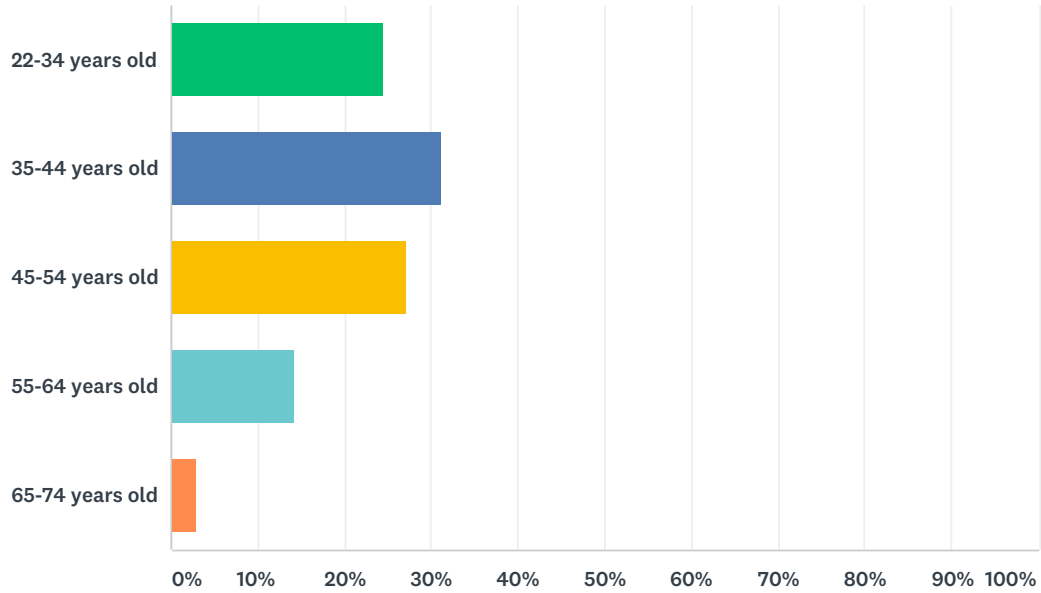
Answered: 483 Skipped: 20



ANSWER CHOICES	AVERAGE NUMBER	TOTAL NUMBER	RESPONSES
	3	1,307	483
Total Respondents: 483			

### Q3 Please select your age range.

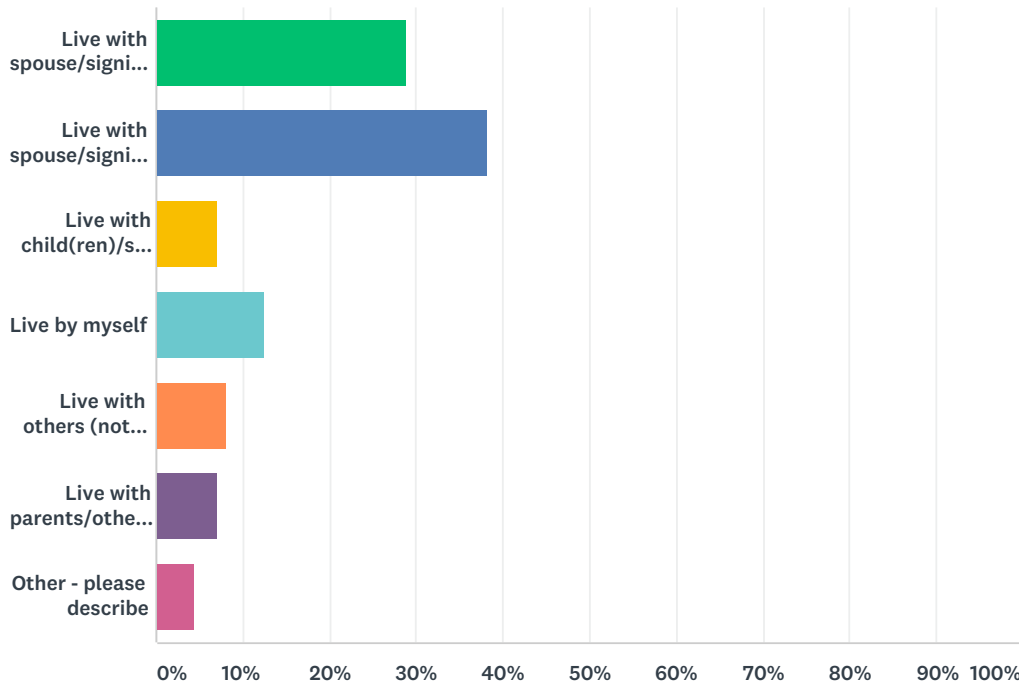
Answered: 498 Skipped: 5



ANSWER CHOICES	RESPONSES	
22-34 years old	24.50%	122
35-44 years old	31.12%	155
45-54 years old	27.11%	135
55-64 years old	14.26%	71
65-74 years old	3.01%	15
<b>TOTAL</b>		<b>498</b>

### Q4 Describe your living situation (Select all that apply).

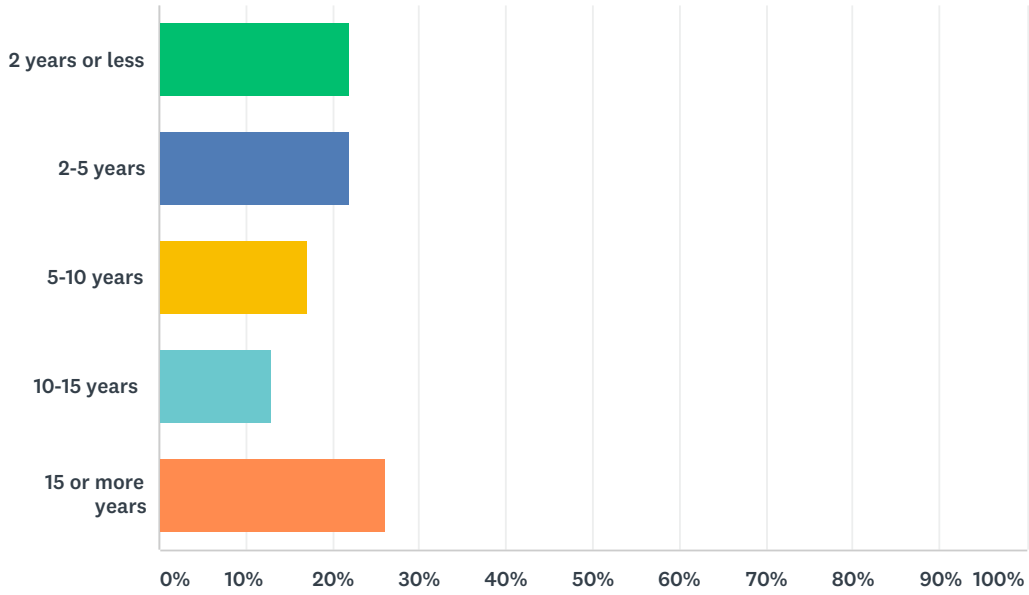
Answered: 497 Skipped: 6



ANSWER CHOICES	RESPONSES	
Live with spouse/significant other	28.77%	143
Live with spouse/significant other + child(ren)	38.23%	190
Live with child(ren)/single parent	7.04%	35
Live by myself	12.47%	62
Live with others (not family)	8.25%	41
Live with parents/other siblings	7.04%	35
Other - please describe	4.43%	22
Total Respondents: 497		

### Q5 How many years have you worked for the SMUHSD?

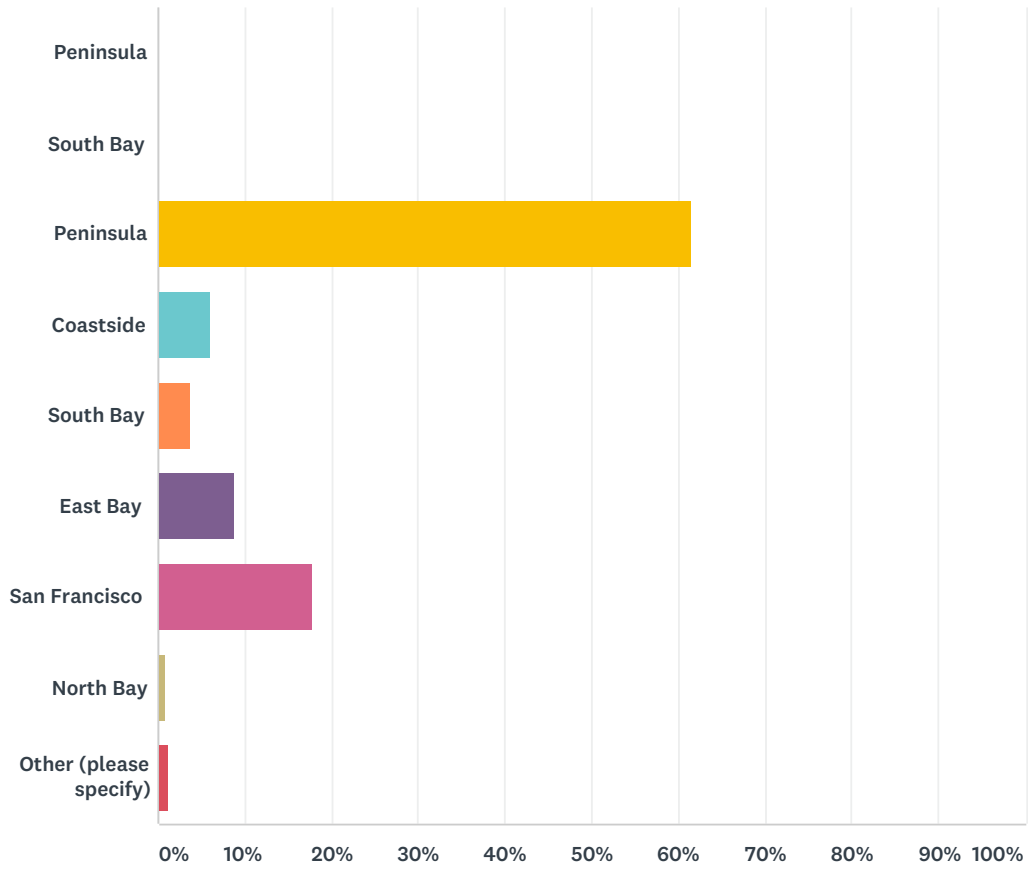
Answered: 494 Skipped: 9



ANSWER CHOICES	RESPONSES	
2 years or less	21.86%	108
2-5 years	21.86%	108
5-10 years	17.21%	85
10-15 years	12.96%	64
15 or more years	26.11%	129
<b>TOTAL</b>		<b>494</b>

## Q6 Where do you live?

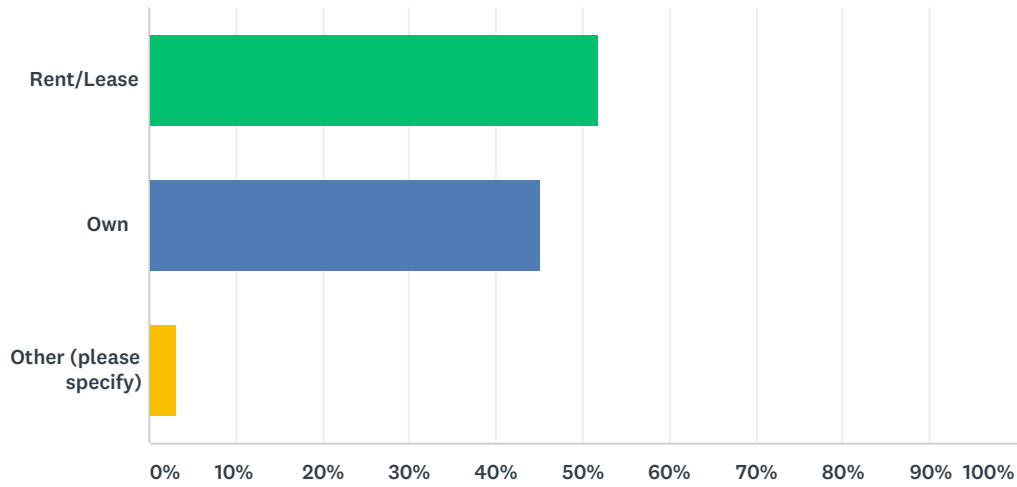
Answered: 496 Skipped: 7



ANSWER CHOICES	RESPONSES	
Peninsula	0.00%	0
South Bay	0.00%	0
Peninsula	61.49%	305
Coastside	6.05%	30
South Bay	3.83%	19
East Bay	8.87%	44
San Francisco	17.74%	88
North Bay	0.81%	4
Other (please specify)	1.21%	6
<b>TOTAL</b>		<b>496</b>

## Q7 Do you rent or own your current dwelling?

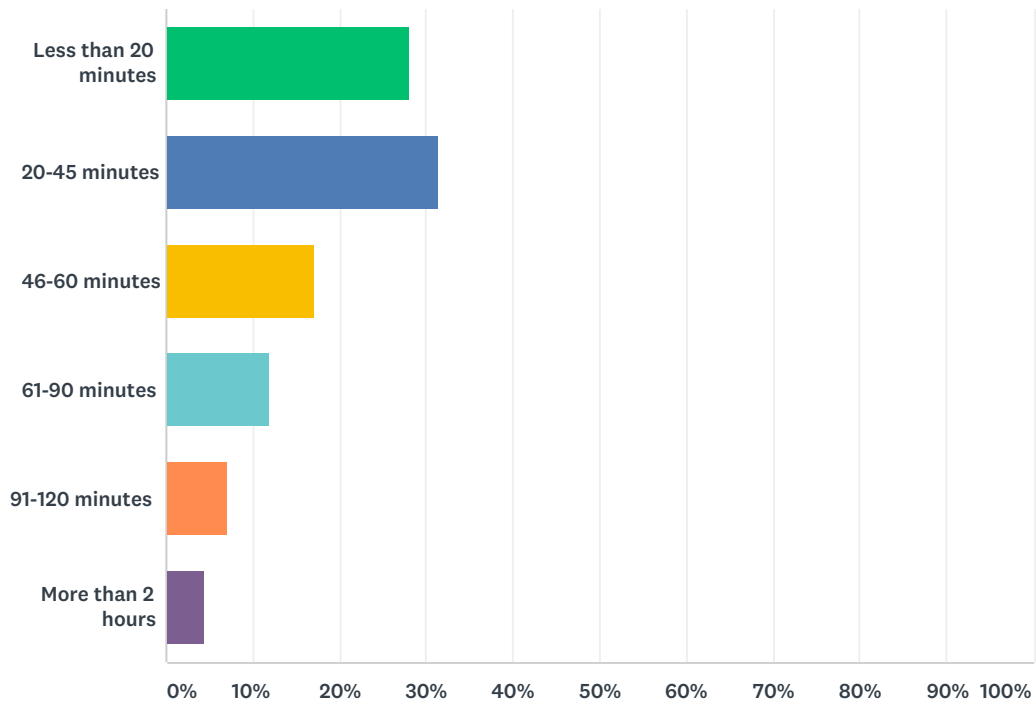
Answered: 494 Skipped: 9



ANSWER CHOICES	RESPONSES	
Rent/Lease	51.82%	256
Own	45.14%	223
Other (please specify)	3.04%	15
<b>TOTAL</b>		<b>494</b>

### Q8 How many minutes is your commute - ROUND TRIP - on a typical day?

Answered: 268 Skipped: 235

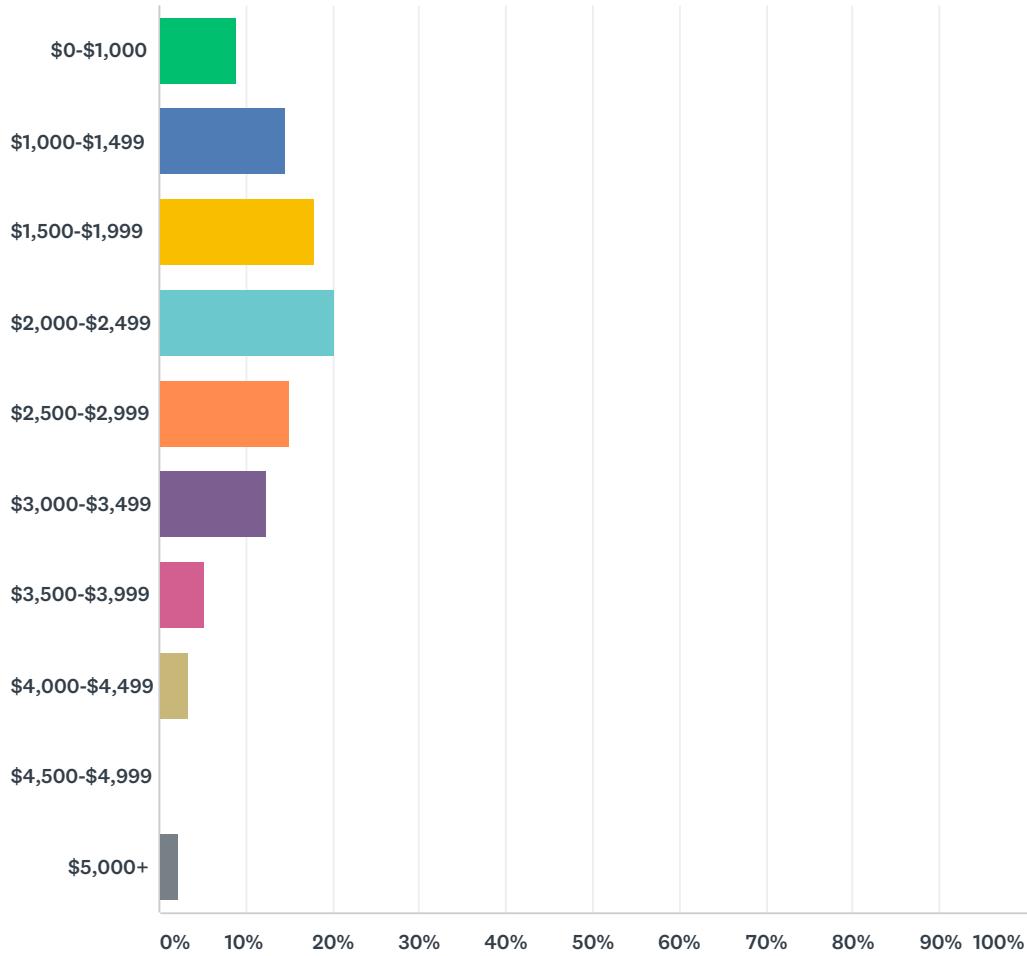


ANSWER CHOICES	RESPONSES	
Less than 20 minutes	27.99%	75
20-45 minutes	31.34%	84
46-60 minutes	17.16%	46
61-90 minutes	11.94%	32
91-120 minutes	7.09%	19
More than 2 hours	4.48%	12
<b>TOTAL</b>		<b>268</b>



### Q9 What is your personal monthly total rent?

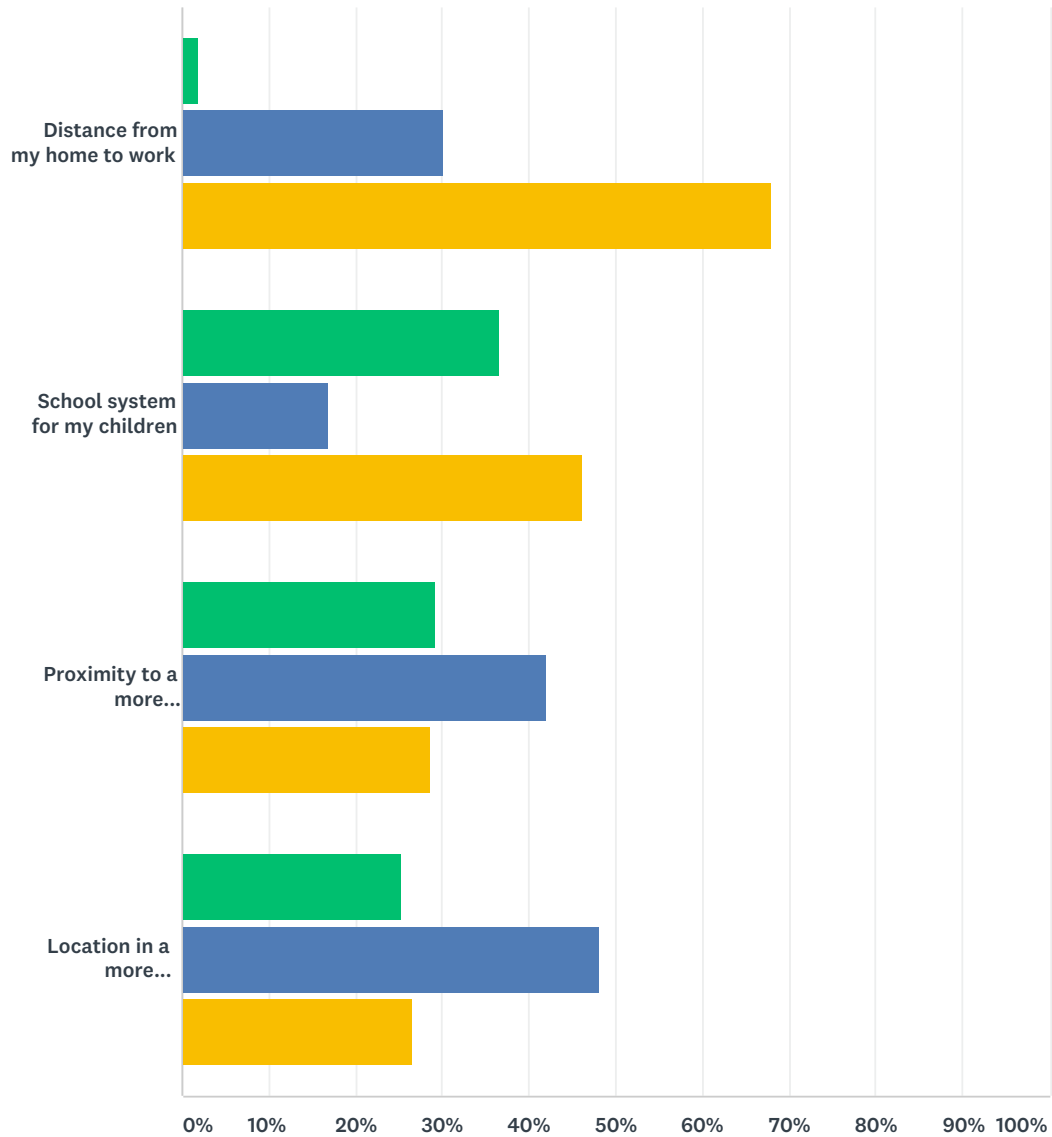
Answered: 267 Skipped: 236



ANSWER CHOICES	RESPONSES	
\$0-\$1,000	8.99%	24
\$1,000-\$1,499	14.61%	39
\$1,500-\$1,999	17.98%	48
\$2,000-\$2,499	20.22%	54
\$2,500-\$2,999	14.98%	40
\$3,000-\$3,499	12.36%	33
\$3,500-\$3,999	5.24%	14
\$4,000-\$4,499	3.37%	9
\$4,500-\$4,999	0.00%	0
\$5,000+	2.25%	6
<b>TOTAL</b>		<b>267</b>

## Q10 How important are the following things to you?

Answered: 268 Skipped: 235

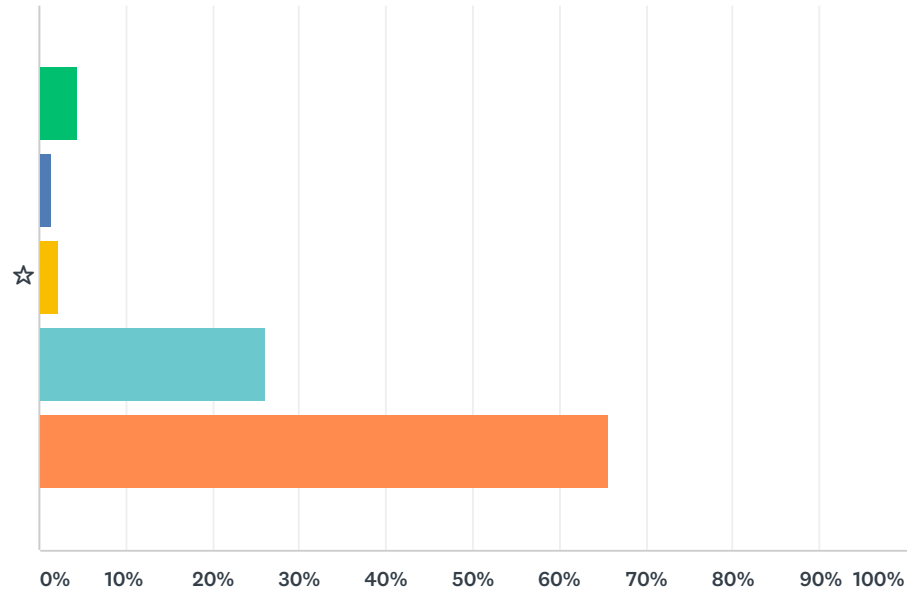


■ Not Important   
 ■ Somewhat Important   
 ■ Very Important

	NOT IMPORTANT	SOMEWHAT IMPORTANT	VERY IMPORTANT	TOTAL	WEIGHTED AVERAGE
Distance from my home to work	1.87% 5	30.22% 81	67.91% 182	268	2.66
School system for my children	36.68% 95	16.99% 44	46.33% 120	259	2.10
Proximity to a more urban/walkable setting near public transit	29.39% 77	41.98% 110	28.63% 75	262	1.99
Location in a more residential area	25.38% 67	48.11% 127	26.52% 70	264	2.01

**Q11 Please mark your level of agreement with the following statement: The cost of housing will impact my long term ability to stay in this area.**

Answered: 268 Skipped: 235

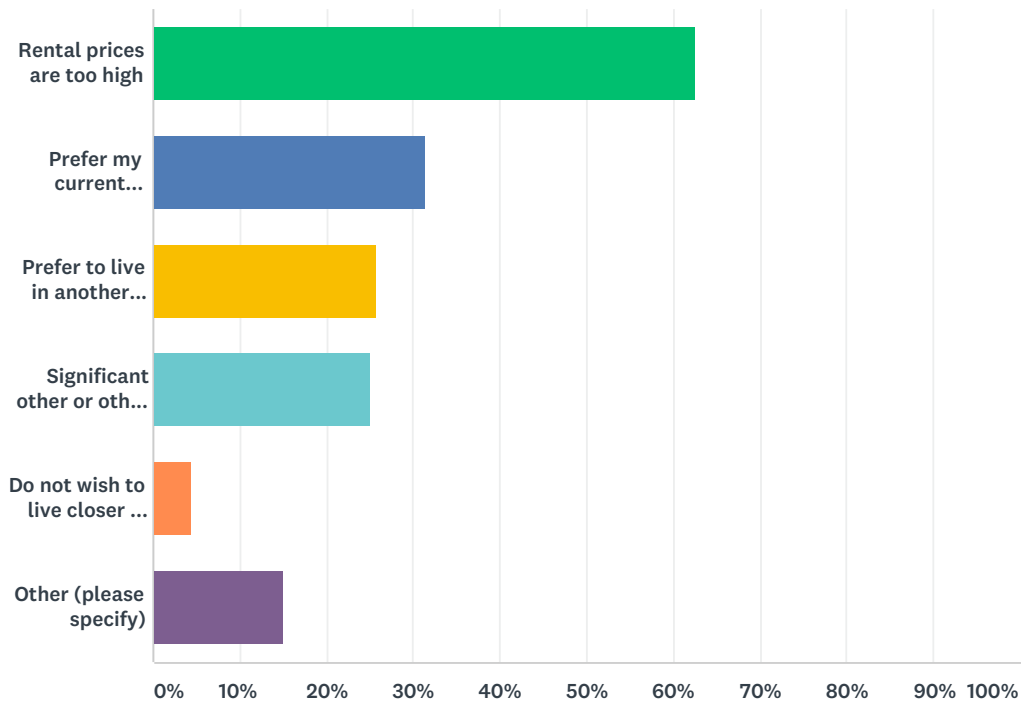


■ Strongly disagree   
 ■ Somewhat disagree   
 ■ No Impact  
■ Somewhat agree   
 ■ Strongly agree

	STRONGLY DISAGREE	SOMEWHAT DISAGREE	NO IMPACT	SOMEWHAT AGREE	STRONGLY AGREE	TOTAL	WEIGHTED AVERAGE
☆	4.48%	1.49%	2.24%	26.12%	65.67%	268	4.47
	12	4	6	70	176		

## Q12 For those who don't live close to work, why don't you live closer to work? (Mark ALL that apply)

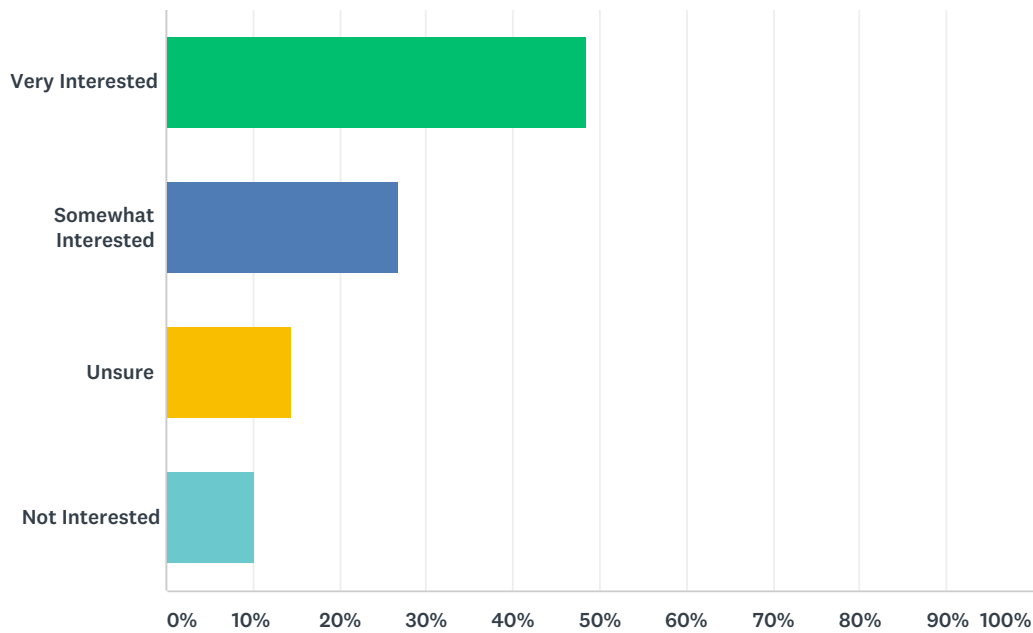
Answered: 179 Skipped: 324



ANSWER CHOICES	RESPONSES	
Rental prices are too high	62.57%	112
Prefer my current location	31.28%	56
Prefer to live in another community for lifestyle and amenities reasons	25.70%	46
Significant other or other family member works where we live or we are splitting the commute	25.14%	45
Do not wish to live closer to work	4.47%	8
Other (please specify)	15.08%	27
Total Respondents: 179		

**Q13 The San Mateo Community College District has a housing assistance program for employees that includes five to seven year rentals at below market rates so that employees can use that time to save money to buy a home. How interested would you be in this type of program? If you are unsure or not interested, please indicate why.)**

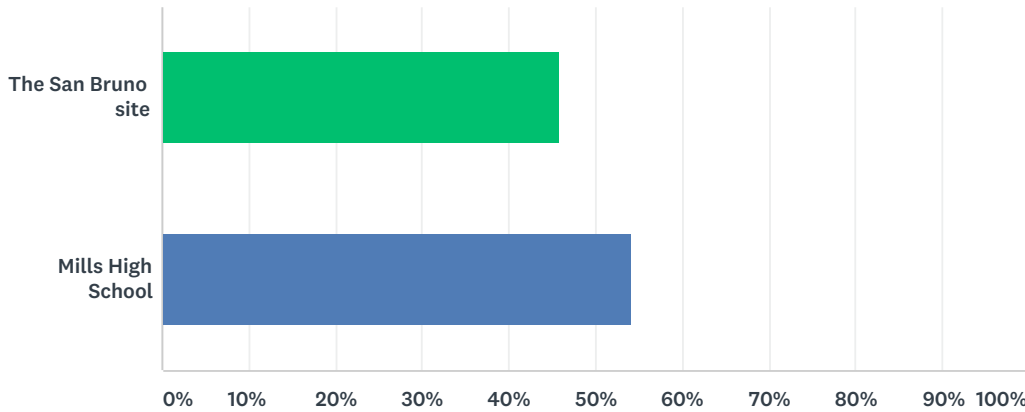
Answered: 262 Skipped: 241



ANSWER CHOICES	RESPONSES	
Very Interested	48.47%	127
Somewhat Interested	26.72%	70
Unsure	14.50%	38
Not Interested	10.31%	27
<b>TOTAL</b>		<b>262</b>

Q14 As you may know, the district owns a site in San Bruno where Peninsula High School has operated for many years. The district is planning to move Peninsula to a more central location, leaving the site underused. One plan is to build housing on this location. Another idea is to sell the land where Peninsula is presently located and use the proceeds to build staff housing on the Mills High School site. If you are interested in staff housing, which location appeals more to you?

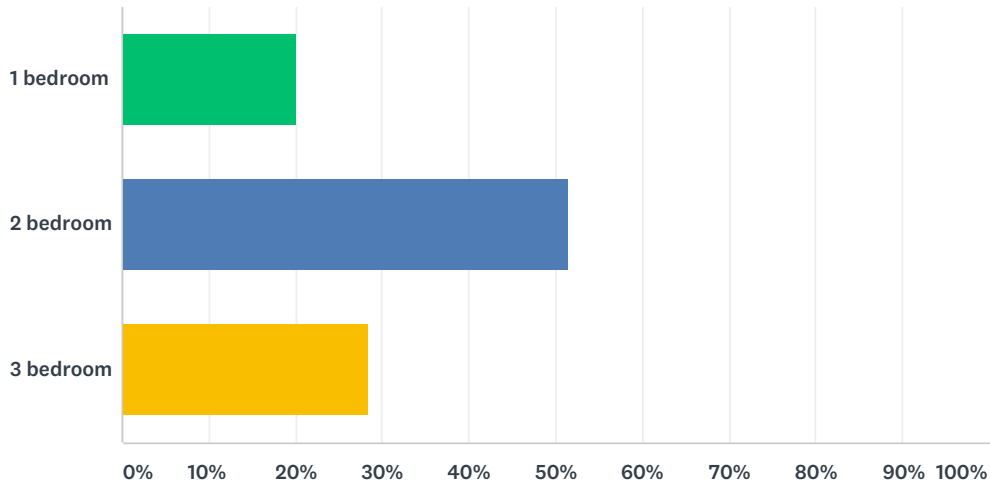
Answered: 229 Skipped: 274



ANSWER CHOICES	RESPONSES
The San Bruno site	45.85% 105
Mills High School	54.15% 124
TOTAL	229

### Q15 If you were to live in district housing, what would be your desired apartment size (select one)?

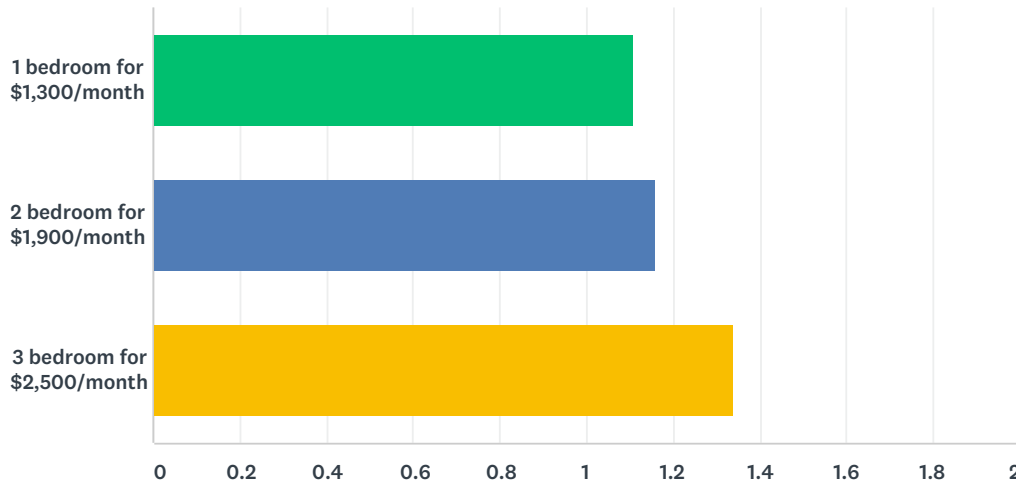
Answered: 260 Skipped: 243



ANSWER CHOICES	RESPONSES	
1 bedroom	20.00%	52
2 bedroom	51.54%	134
3 bedroom	28.46%	74
TOTAL		260

### Q16 Do you feel you could afford the following rents?

Answered: 260 Skipped: 243

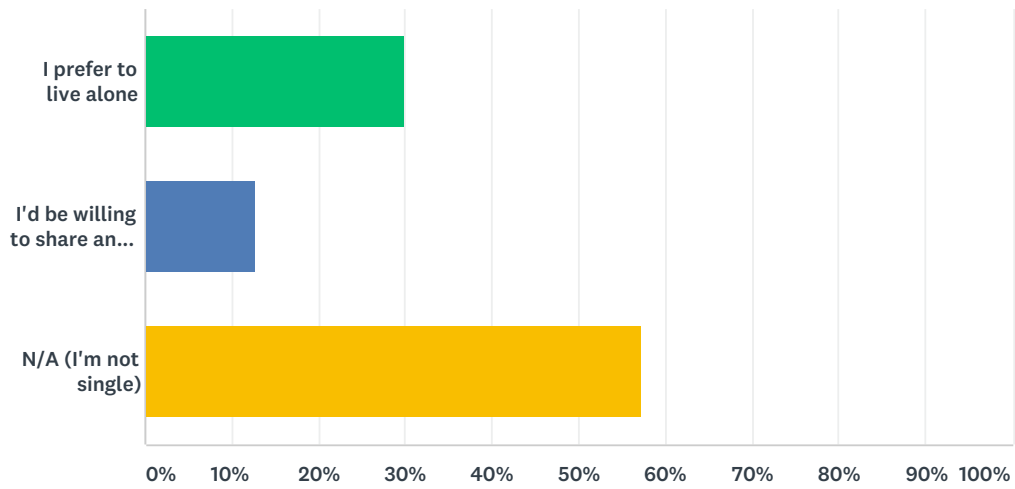


	YES	NO	TOTAL	WEIGHTED AVERAGE
1 bedroom for \$1,300/month	88.89% 176	11.11% 22	198	1.11
2 bedroom for \$1,900/month	84.43% 179	15.57% 33	212	1.16
3 bedroom for \$2,500/month	66.20% 141	33.80% 72	213	1.34



### Q17 If you are single, do you prefer to live alone or would you be willing to share an apartment?

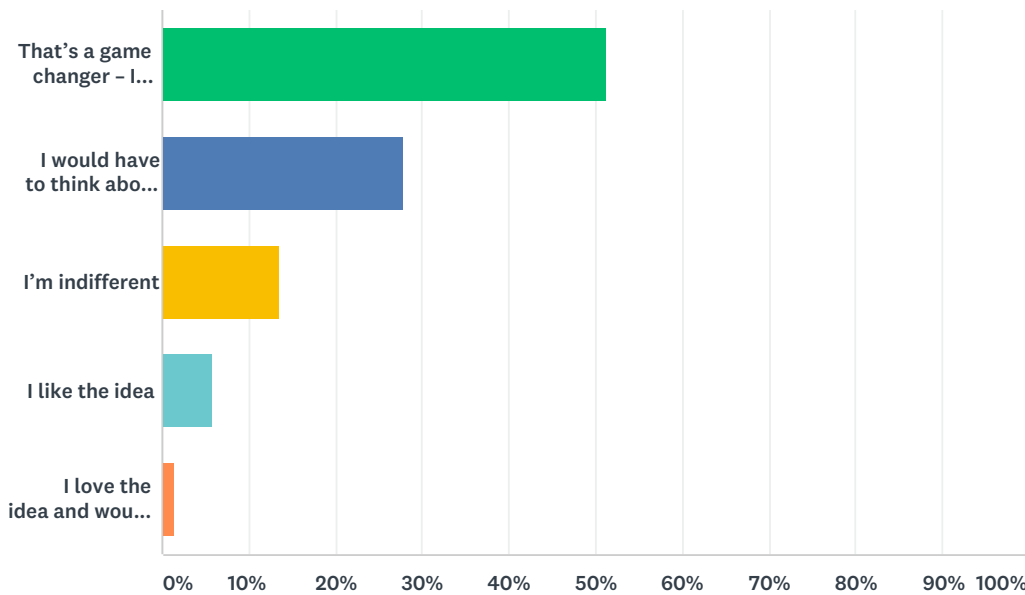
Answered: 260 Skipped: 243



ANSWER CHOICES	RESPONSES
I prefer to live alone	30.00% 78
I'd be willing to share an apartment	12.69% 33
N/A (I'm not single)	57.31% 149
TOTAL	260

**Q18 If housing were located at Mills High School, one of the things the District is considering in order to save money and/or build more units is to limit parking and /or ask tenants to share vehicles through Zipcar or other car sharing arrangement. How would this affect your interest in staff housing?**

Answered: 259 Skipped: 244



ANSWER CHOICES	RESPONSES	
That's a game changer – I wouldn't be interested if I can't own a car.	51.35%	133
I would have to think about this option.	27.80%	72
I'm indifferent	13.51%	35
I like the idea	5.79%	15
I love the idea and would prefer not to own a car	1.54%	4
<b>TOTAL</b>		<b>259</b>

**Q19 Please use the space below to share any additional thoughts or opinions related to housing that you would like us to consider.**

Answered: 206 Skipped: 297