

RESOLUTION 11-10

**CITY OF MILLBRAE, COUNTY OF SAN MATEO
STATE OF CALIFORNIA**

**APPROVING A NEW SCHEDULE OF MAXIMUM GARBAGE RATES IN
ACCORDANCE WITH THE FRANCHISE AGREEMENT WITH THE
SOUTH SAN FRANCISCO SCAVENGER COMPANY FOR THE
COLLECTION AND DISPOSAL OF SOLID WASTE**


WHEREAS, the application of the rate methodology in the Franchise Agreement with the South San Francisco Scavenger Company for the disposal of solid waste in the City calls for City Council review and regulation of adjustments in the Schedule of Maximum Garbage Rates to be effective July 1, 2011; and

WHEREAS, on an annual basis, said Agreement provides for consideration of an adjustment based upon 80% of the change in the Consumer Price Index (CPI) for Urban Wage Earners and Clerical Workers for the San Francisco–Oakland Metropolitan Area as of February of each year, which has been calculated to be a 1.65% adjustment for the July 1, 2011 implementation date; and

WHEREAS, staff recommends approval of the revised Schedule of Maximum Garbage Rates, to reflect the specified increase of 1.65% in residential and commercial rates in accordance with the Franchise Agreement and applicable state local laws.


NOW THEREFORE BE IT RESOLVED that the City Council hereby approves the new Schedule of Maximum Garbage Rates attached hereto to be effective July 1, 2011.

REGULARLY PASSED and adopted this 10th day of May, 2011.



MAYOR

ATTEST:




Acting CITY CLERK

Resolution No. 11-10

I do hereby certify that the foregoing Resolution was duly and regularly passed and adopted by the City Council of the City of Millbrae this 10th day of May 2011, by the following vote:

AYES:	COUNCILMEMBERS:	Quigg, Colapietro, Papan, Holober, and Seto
NOES:	COUNCILMEMBERS:	None
ABSENT:	COUNCILMEMBERS:	None
ABSTAIN:	COUNCILMEMBERS:	None
EXCUSED:	COUNCILMEMBERS:	None



CITY CLERK - Acting

CITY OF MILLBRAE
MAXIMUM GARBAGE RATE SCHEDULE

Effective July 1, 2011

	<u>Current Rates</u>	<i>Proposed change</i>	<u>Proposed Maximum Rates</u>
<u>RESIDENTIAL RATES</u>			
20 GALLON (LIFELINE)	13.28		13.50
20 GALLON (ANYONE)	16.60		16.87
32 GALLON			
1 CAN	26.56	1.65%	27.00
2 CANS	53.12		54.00
3 CANS	79.68		80.99
64 GALLON			
1 CAN	53.12		54.00
2 CANS	106.25		108.00
3 CANS	159.37		162.00
<u>APARTMENT RATES</u>			
1 Collection Per Week			
30 GALLON	24.90		25.31
32 GALLON	26.56		27.00
40 GALLON	33.21		33.76
45 GALLON	37.35		37.97
55 GALLON	45.65		46.40
96 GALLON	79.68		80.99
2 Collections Per Week			
30 GALLON	50.80		51.64
32 GALLON	54.19		55.08
40 GALLON	67.74		68.86
45 GALLON	76.20		77.46
55 GALLON	93.13		94.67
96 GALLON	162.56		165.24
3 Collections Per Week			
30 GALLON	77.71		78.99
32 GALLON	82.90		84.27
40 GALLON	103.64		105.35
45 GALLON	116.60		118.52
55 GALLON	142.48		144.83
96 GALLON	248.71		252.81

CITY OF MILLBRAE
MAXIMUM GARBAGE RATE SCHEDULE

Effective July 1, 2011

	<u>Current Rates</u>	<i>Proposed change</i>	<u>Proposed Maximum Rates</u>
<u>COMMERCIAL CAN SERVICE</u>			
1 Collection Per Week			
30 GALLON	23.70		24.09
32 GALLON	25.28	1.65%	25.70
40 GALLON	31.60		32.12
45 GALLON	35.56		36.15
55 GALLON	43.46		44.18
96 GALLON	75.84		77.09
2 Collections Per Week			
30 GALLON	48.35		49.15
32 GALLON	51.57		52.42
40 GALLON	64.47		65.53
45 GALLON	72.54		73.74
55 GALLON	88.66		90.12
96 GALLON	154.72		157.27
3 Collections Per Week			
30 GALLON	73.98		75.20
32 GALLON	78.90		80.20
40 GALLON	98.64		100.27
45 GALLON	110.98		112.81
55 GALLON	135.64		137.88
96 GALLON	236.73		240.64
4 Collections Per Week			
30 GALLON	100.61		102.27
32 GALLON	107.30		109.07
40 GALLON	134.14		136.35
45 GALLON	150.93		153.42
55 GALLON	184.47		187.51
96 GALLON	321.95		327.26
5 Collections Per Week			
30 GALLON	128.28		130.40
32 GALLON	136.81		139.07
40 GALLON	171.03		173.85
45 GALLON	192.44		195.62
55 GALLON	235.20		239.08
96 GALLON	410.48		417.25

CITY OF MILLBRAE
MAXIMUM GARBAGE RATE SCHEDULE

Effective July 1, 2011

CONTAINERS

	<u>Current Rates</u>	<i>Proposed change</i>	<u>Proposed Maximum Rates</u>
1 Cubic Yard			
1 x per week	198.87		202.15
2 x per week	401.73		408.36
3 x per week	608.63		618.67
4 x per week	819.68		833.20
5 x per week	1,034.95		1,052.03
6 x per week	1,254.52		1,275.22
7 x per week	1,478.49		1,502.89
2 Cubic Yards			
1 x per week	244.31	1.65%	248.34
2 x per week	493.50		501.64
3 x per week	747.68		760.02
4 x per week	1,006.94		1,023.55
5 x per week	1,271.40		1,292.38
6 x per week	1,541.13		1,566.56
7 x per week	1,816.26		1,846.23
3 Cubic Yards			
1 x per week	366.46		372.51
2 x per week	740.26		752.47
3 x per week	1,121.52		1,140.03
4 x per week	1,510.41		1,535.33
5 x per week	1,907.08		1,938.55
6 x per week	2,311.69		2,349.83
7 x per week	2,724.39		2,769.34
4 Cubic Yards			
1 x per week	488.62		496.68
2 x per week	987.01		1,003.30
3 x per week	1,495.37		1,520.04
4 x per week	2,013.90		2,047.13
5 x per week	2,542.79		2,584.75
6 x per week	3,082.27		3,133.13
7 x per week	3,632.53		3,692.47
5 Cubic Yards			
1 x per week	610.77		620.85
2 x per week	1,233.76		1,254.12
3 x per week	1,869.21		1,900.05
4 x per week	2,517.37		2,558.91
5 x per week	3,178.49		3,230.94
6 x per week	3,852.83		3,916.40
7 x per week	4,540.66		4,615.58

CITY OF MILLBRAE
MAXIMUM GARBAGE RATE SCHEDULE

Effective July 1, 2011

	<u>Current Rates</u>	<i>Proposed change</i>	<u>Proposed Maximum Rates</u>
<u>CONTAINERS, (continued)</u>			
6 Cubic Yards			
1 x per week	732.93		745.02
2 x per week	1,480.52		1,504.95
3 x per week	2,243.06		2,280.07
4 x per week	3,020.85		3,070.69
5 x per week	3,814.20		3,877.13
6 x per week	4,623.41		4,699.70
7 x per week	5,448.81		5,538.72
<u>COMPACTED YARDS, PER YARD</u>	50.73	1.65%	51.57

DEFINITION: This rate applies to the largest customers who use a compactor, like Kohls, the Westin, In/Out Burger, Orchard Supply, etc. They use a machine that has a closed container ranging in size from 10 to 40 cubic yards. These machines compact the garbage just like a garbage truck does. Since they get 3 or 4 times (or more) the weight per yard that you get in a regular dumpster or debris box, the rate per yard is typically greater. "Compacted Garbage Per Collection" also means the same as "Compacted Yards, Per Yard".

CITY OF MILLBRAE
MAXIMUM GARBAGE RATE SCHEDULE
 Effective July 1, 2011

<u>DEBRIS BOX</u>	<u>Current Rates</u>	<i>Proposed change</i>	<u>Proposed Maximum Rates</u>
<u>MISC. / TEMPORARY</u>			
5 Mini Box	237.70		241.62
7 Dirt Box	518.88		527.44
14 yard	518.88	1.65%	527.44
20 yard	706.59		718.25
25 yard	862.88		877.12
30 yard	1,019.12		1,035.94
40 yard	1,331.65		1,353.62
EXTRA DAYS	21.25		21.60
<u>PERMANENT</u>			
7 Dirt Box	437.37		444.59
14 yard	437.37		444.59
20 yard	624.80		635.11
25 yard	780.98		793.87
30 yard	937.18		952.64
40 yard	1,249.58		1,270.20
EXTRA DAYS	21.31		21.66
OVERWEIGHT, PER TON	122.94		124.97

DEFINITION: This is the charge for debris boxes whose content weight exceeds the maximum allowable. Each size box has a different weight limit. For example, a 14 yd box has a 3 ton limit. If a user fills it up with particularly heavy items, like certain roofing materials, or dirt, it can weigh twice the limit or more. In these cases, there will be an additional charge for the extra weight.

Debris Box Tonnages above which excess charges apply:

- 5 Yard 1 Ton
- 7 Yard No limit. This box is for dirt, rock and concrete, which is typically 7 to 10 tons per load.
- 14 Yard 3 Tons
- 20 Yard 4 Tons
- 30 Yard 6 Tons