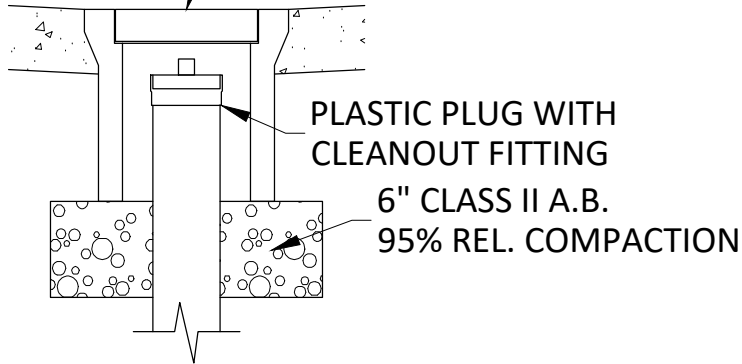
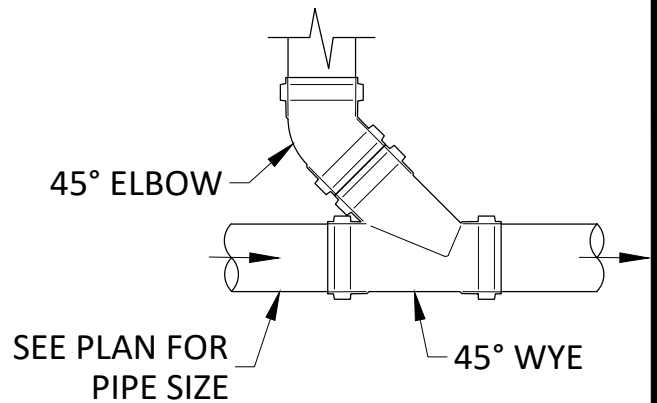


CONCRETE CLEANOUT BOX WITH "SEWER"
OR "STORM" CAST IN LID, PER PLAN.
CHRISTY G05 OR APPROVED EQUIVALENT.

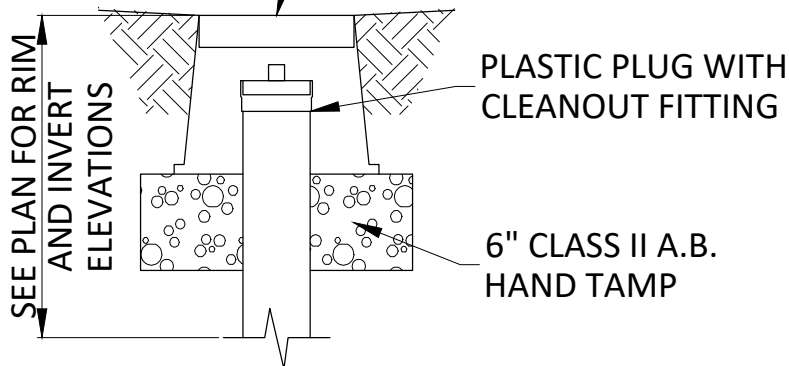


**SUBJECT TO MOWING
OR PEDESTRIAN TRAFFIC**

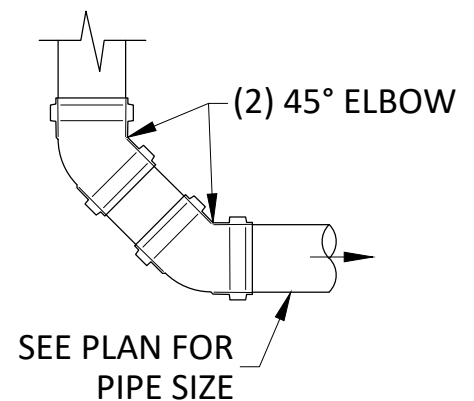


**THRU DRAIN
CONNECTION**

PLASTIC CLEANOUT BOX WITH "SEWER"
OR "STORM" CAST IN LID, PER PLAN.
NDS 112B OR APPROVED EQUIVALENT.



**GENERAL
LANDSCAPE AREA**



**OUT DRAIN
CONNECTION**

NOTES:

1. RISER DIAMETER SHALL MATCH THRU/OUT PIPE SIZE.
2. USE MANHOLE IF PIPE OUT IS LARGER THAN 8".

CITY OF MILLBRAE * STANDARD PLANS

NO.	REVISIONS	DATE	LANDSCAPE DRAINS			APPROVED
						City Engineer
DRAWN	CK	CHECKED	NT	DATE	03/2024	SCALE
						NTS
						SHEET
						1 OF 1
						DWG. NO. L-2