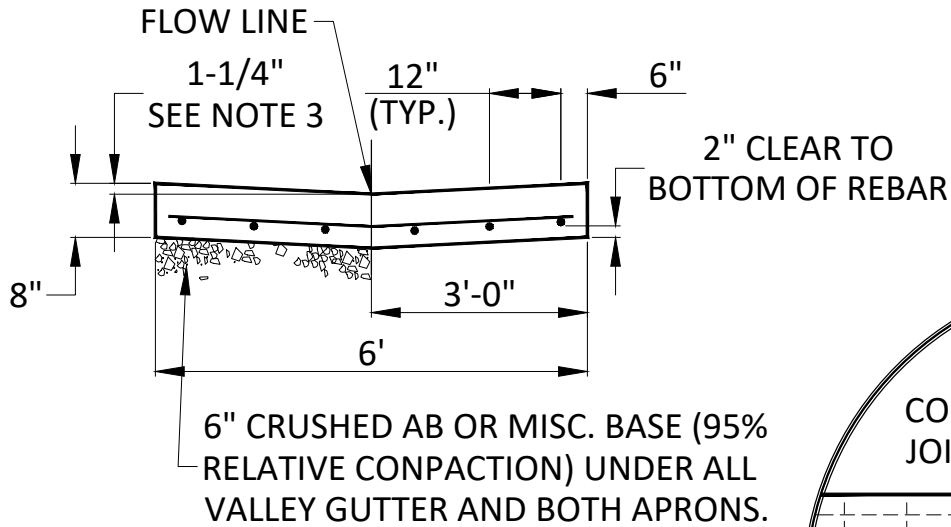
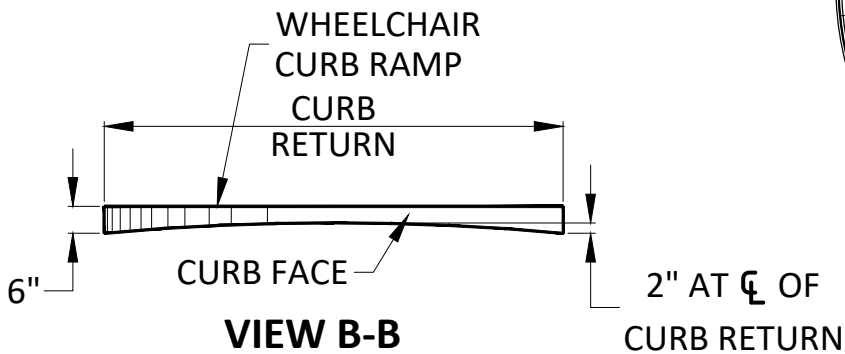


PLAN

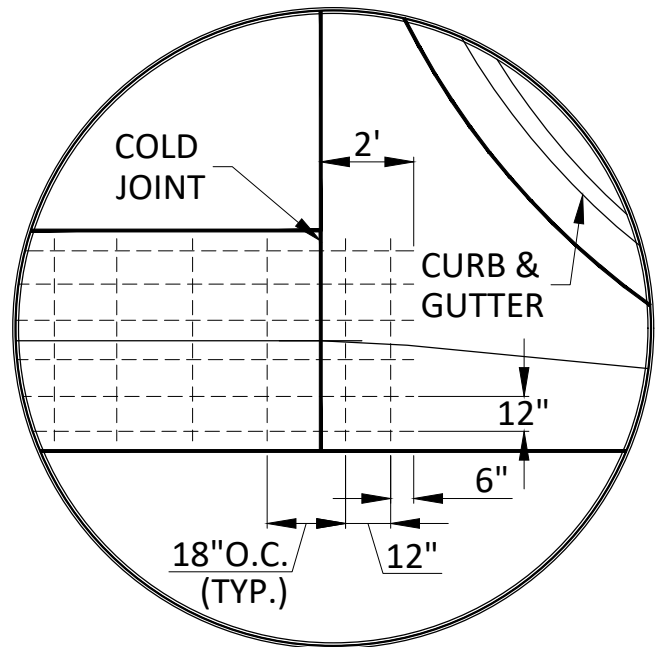


SECTION A-A



VIEW B-B

ELEVATION AT CURB RETURN FACE



REBAR DETAIL

CITY OF MILLBRAE * STANDARD PLANS

NO.	REVISIONS	DATE	VALLEY GUTTER			APPROVED	
							City Engineer
DRAWN	CK	CHECKED	NT	DATE	03/2024	SCALE	NTS
						SHEET	1 OF 2
						DWG. NO.	R-4.1

NOTES:

- 1. DWG. R-8, GENERAL CONCRETE NOTES SHALL APPLY.
- 2. CONCRETE VALLEY GUTTER APRON SHALL BE CONSTRUCTED MONOLITHICALLY WITH CURB AND GUTTER.
- 3. VARIABLE WHERE CONTROLLED BY EXISTING CURB AND GUTTER AT VALLEY ENDS.
- 4. HEAVY LINE ON PLAN DESIGNATES PAY LIMITS OF VALLEY GUTTER WHEN APPLICABLE.
- 5. WATER TEST FLOW LINE IN PRESENCE OF CITY ENGINEER.
- 6. ALL WHEELCHAIR RAMP DETAILS SHALL CONFORM TO THE LATEST REQUIREMENTS OF ADA.

CITY OF MILLBRAE * STANDARD PLANS																					
NO.		REVISIONS		DATE		VALLEY GUTTER			APPROVED												

									City Engineer												
DRAWN		CK		CHECKED		NT		DATE		03/2024		SCALE		NTS		SHEET		2 OF 2		DWG. NO. R-4.2	